

DURA
LAMP

NEW

Extract
CATALOGUE
UNICO
24/25

Luminous Fittings

Downlights



4 **PRO**
RTF100 L2



6 **BASIC**
VALO CCT



8 **PRO**
RTF MINI PRO

Track mounted fixtures



10 **PLUS**
ALL-IN-ONE -
TRACK LIGHT



12
3 PHASES
ELECTRICAL
TRACKS

LED panels



18 **PRO**
SLIMFLUX BL
SENSOR

Accessories



20
PANEL
ACCESSORIES

Luminous Fittings

STREET LIGHT



26 **PRO**
URBAN 01

Luminous sources

LED lamps



28
DECO LED
TECNO VINTAGE
TRANSPARENT



32 **PLUS**
MULTI GU10
DIMMABLE



33 **PLUS**
PAR56 LED
WHITE LIGHT -
SUBMERSIBLE ONLY

Downlights
RTF100 L2

**FLICKER
FREE** IIII

Providing greater visual comfort,
improved definition of detail and
reduction of stress.



7W
Ø80mm



14W
Ø125mm



24W
Ø200mm



Download photometries
www.duralamp.com

REAL LUMENS

Luminous Flux Data is REAL. Values are measured on actual use conditions.
Nominal values of the LED source are not stated.

Downlights RTF100 L2

TYOLOGY

LED source with SMD technology and high efficiency chip integrated into a recessed luminaire.

Wide range: 110-240V.

External driver included in the package.

Uniform thickness for all powers.

FEATURES

Knurled aluminium body for better heat dissipation.

INSTALLATION

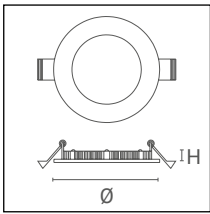
Complete with springs for easy fastening into false ceilings.

MATERIAL

Die-cast aluminium body.





NOTES

Providing greater visual comfort, improved definition of detail and reduction of stress.



PRO	100-240 Vac	Ra 90		50000 h L70B20	IP20 VI IP43 VO	-25°C +35°C	Risk Group 0		 110°	
------------	----------------	-------	---	-------------------	--------------------	----------------	-----------------	---	---	---

RTF100 - ROUND L2

	W	Im	CD	K		PF			H		ART.
New	7	600	290	3000	110°	0.9	80	100	27	1 / 30	RTF03L230T
New	7	630	305	4000	110°	0.9	80	100	27	1 / 30	RTF03L240T
New	14	1195	585	3000	110°	0.9	125	145	27	1 / 30	RTF04L230T
New	14	1260	615	4000	110°	0.9	125	145	27	1 / 30	RTF04L240T
New	24	2185	965	3000	110°	0.9	200	225	27	1 / 30	RTF08L230T
New	24	2300	1015	4000	110°	0.9	200	225	27	1 / 30	RTF08L240T

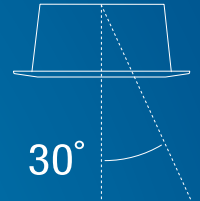
Downlights
VALO CCT

**FLICKER
FREE** 

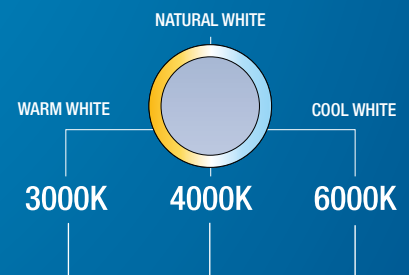
Providing greater visual comfort,
improved definition of detail and
reduction of stress.



7W
Ø70mm



7W
70x70



REAL LUMENS

Luminous Flux Data is REAL. Values are measured on actual use conditions.
Nominal values of the LED source are not stated.

Downlights

VALO CCT

TPOLOGY

Compact adjustable LED downlight with integrated driver and colour temperature selection function.

FEATURES

Compact and easy to install.

Tilt Adjustability 30°.

INSTALLATION

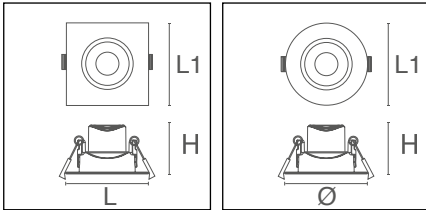
Complete with springs for easy fastening into false ceilings.

MATERIAL

Heat resistant, anti-yellowing plastic body.





NOTES

The flux data indicated refers to the 4000K colour temperature.






BASIC	220-240 Vac	Ra >80		15000 h L70B20	IP20 VI IP43 VO	-25°C +35°C	Risk Group 1		 45	
--------------	-------------	--------	---	----------------	-----------------	-------------	--------------	--	--	---

VALO CCT ROUND

W	lm	CD	K		PF			H		ART.
7	600	570	3000-4000-6500	45	0,5	70	85	39	10 / 10	VA03L1CCTT

New

VALO CCT SQUARE

W	lm	CD	K		PF		L	L1	H		ART.
7	600	570	3000-4000-6500	45	0,5	70x70	85	85	39	10 / 10	VA03L1CCTQ

New

Downlights

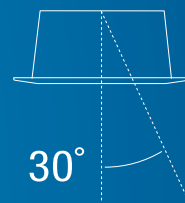
RTF MINI PRO

**FLICKER
FREE** 

Providing greater visual comfort,
improved definition of detail and
reduction of stress.



7W
Ø75mm



REAL LUMENS

Luminous Flux Data is REAL. Values are measured on actual use conditions.
Nominal values of the LED source are not stated.

Downlights

RTF MINI PRO

TPOLOGY

Recessed LED fixtures with built-in driver.
Flicker Free.

FEATURES

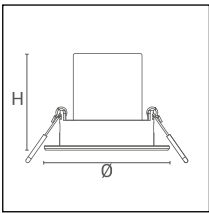
Adjustable dichroic effect optics.
Tilt Adjustability 30°.
Special design of the lens ensures excellent light beam diffusion.
Compact and easy to install.

INSTALLATION





Complete with springs for easy fastening into false ceilings.

MATERIAL

Die-cast aluminium body for better heat dissipation.
Heat-resistant PC outer ring.



PRO	220-240 Vac	Ra >80		50000 h L70B20	IP20 VI IP43 VO	-25°C +35°C	Risk Group 1		 36°	
------------	-------------	--------	---	----------------	-----------------	-------------	--------------	---	---	---

	W	lm	CD	K		PF			H		ART.
New	7	570	1030	3000	36°	0,5	75	90	62	1 / 60	RTF03L530T
New	7	600	1090	4000	36°	0,5	75	90	62	1 / 60	RTF03L540T

Track mounted fixtures

ALL-IN-ONE - TRACK LIGHT

FLICKER FREE 

Providing greater visual comfort, improved definition of detail and reduction of stress.

Ra >90

Ø80mm

①
COLOUR TEMPERATURE SELECTOR
2700K-3000K-4000K

②
POWER SELECTOR

③
ZOOM
24°--> 60°



THE CENTRE OF GRAVITY ALWAYS REMAINS IN AXIS WITH THE TRACK IRRESPECTIVE OF WHERE THE PROJECTOR IS AIMED.



Ø72mm

DISCOVER PERFORMANCE WITH DIFFERENT POWER AND BEAM OPENINGS:



Track mounted fixtures

ALL-IN-ONE - TRACK LIGHT

TYOLOGY

Professional LED projectors for three phase track mounting. Complete with power selection, colour temperature selection and zoom option for spot or wide beam selection.

One luminaire replaces 27 configurations and solves all spot or wide-beam lighting needs.

Adjustable from 0° to -90° on the vertical plane and 350° on the horizontal plane.

Electronic power supply integrated in the track adapter.

FEATURES

Two models with 3 selectable powers.

Light colour selector on luminaire body: 2700K-3000K-4000K.

Adjustable 'zoom' optical system for a continuously variable beam from spot 24° to flood 60°.

INSTALLATION

Mounting on 3 phases electrical tracks; fixtures equipped with a safety lock to fix to the tracks.

MATERIAL

Die-cast painted aluminium body; black or white colour.

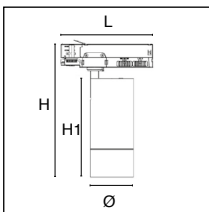
BEAM

High efficiency Ra>90 LED Chip on Board.

NOTES




Do not use with dimmer.

The flux data indicated refers to the 4000K colour temperature and 24° beam opening.






PLUS	220-240 Vac	Ra >90		30000 h L70B20	IP20	-25°C +35°C	Risk Group 1		24°-60°	
-------------	-------------	--------	---	----------------	------	-------------	--------------	---	---------	---

ALL-IN-ONE - TRACK LIGHT - 70

	W	lm	CD	K		PF		H	H1		ART.
New	10	900	2800	2700-3000-4000	24°-60°	0,90	72	210	145	1 / 16	TA70L1CCT-B
	15	1300	4200								
	20	1800	5600								
New	10	900	2800	2700-3000-4000	24°-60°	0,90	72	210	145	1 / 16	TA70L1CCT-W
	15	1300	4200								
	20	1800	5600								

ALL-IN-ONE - TRACK LIGHT - 80

	W	lm	CD	K		PF		H	H1		ART.
New	25	2250	9100	2700-3000-4000	24°-60°	0,90	80	250	185	1 / 12	TA80L2CCT-B
	30	2700	11000								
	35	3150	12800								
New	25	2250	9100	2700-3000-4000	24°-60°	0,90	80	250	185	1 / 12	TA80L2CCT-W
	30	2700	11000								
	35	3150	12800								

Track mounted fixtures

BINARIO TRIFASE

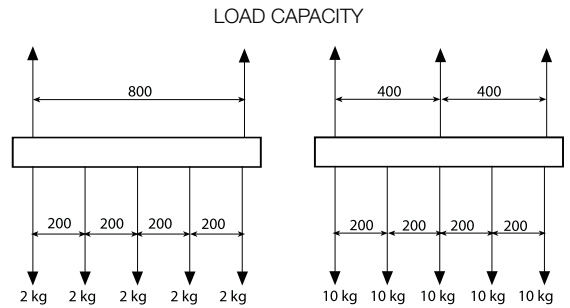



Black or white painted extruded aluminium electrified track.



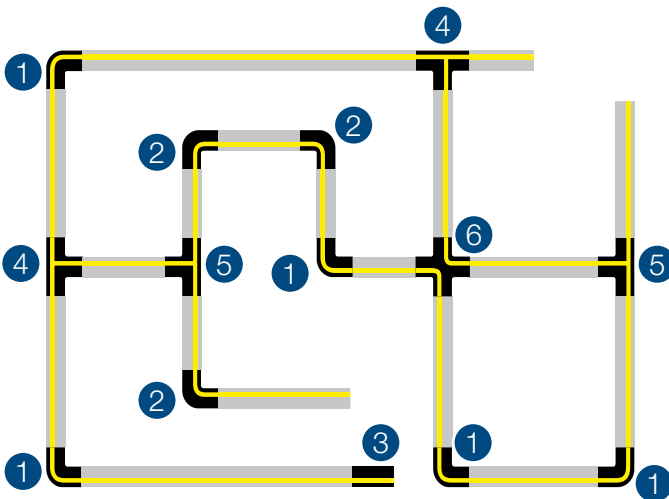
Track mounted fixtures

BINARIO TRIFASE



Ceiling fixing distances depending on load


CONTINUITY OF THE EARTHING
(PLAN VIEW FROM ABOVE)



1 
1= B4012
L-Joint inner

2 
2= B4011
L-Joint out

3 
3= B402
Left live end

4 
4=B4013
Left T joint

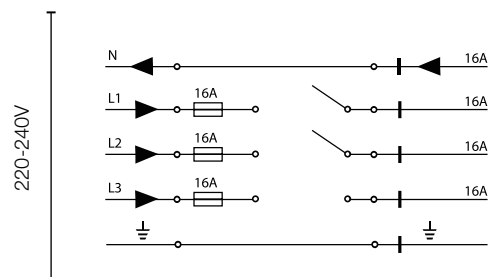
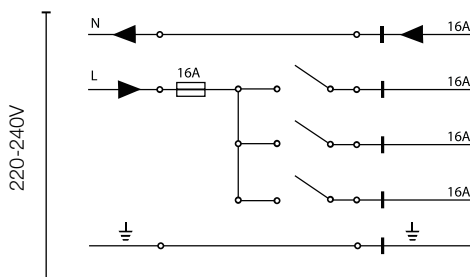
5 
5=B4014
Right T joint

6 
6=B4017
X joint



Caution: For correct operation of the track, ensure the continuity of the earthing line between the various elements of the system.

ELECTRIC DIAGRAMS



Track mounted fixtures

3 PHASES ELECTRICAL TRACKS

TYOPOLOGY

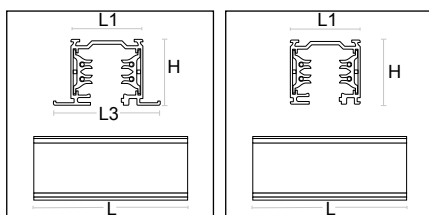
3-phase rail in extruded aluminium painted black or white.
Grey unpainted anodised aluminium finish available on request.

FEATURES










Recessed or surface/suspension version.
Ease of use: always observe the earthing line.
Extensive accessories options to create ever different and surprising track systems: flexible curves, T, L and X elements.
Allows for 3 differentiated switching.

POWER SUPPLY










Frequency: 50 Hz.
Current and voltage rating: L1/L2/L3/N/ground 16A/250V.
Load on phase: 3.6kVA.
On the 3 phases: 3X 3.6kVA.



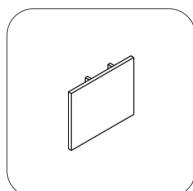
TRACK FOR SURFACE OR SUSPENSION MOUNTING

		L	L1	H			ART.
New		1030	36	33	1100	1 / 1	B40-1SB
New		1030	36	33	1100	1 / 1	B40-1SW
New		2030	36	33	2300	1 / 1	B40-2SB
New		2030	36	33	2300	1 / 1	B40-2SW
New		3030	36	33	3400	1 / 1	B40-3SB
New		3030	36	33	3400	1 / 1	B40-3SW

TRACK FOR RECESSED MOUNTING

		L	L1	H			ART.
New		1030	53	33	1300	1 / 1	B40-1RB
New		1030	53	33	1300	1 / 1	B40-1RW
New		2030	53	33	2500	1 / 1	B40-2RB
New		2030	53	33	2500	1 / 1	B40-2RW
New		3030	53	33	3800	1 / 1	B40-3RB
New		3030	53	33	3800	1 / 1	B40-3RW

DEAD END

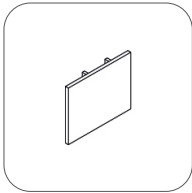






				ART.
New		Dead end	1 / 1	B404B
New		Dead end	1 / 1	B404W

Accessories

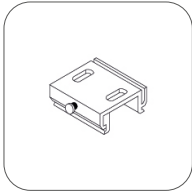
3 PHASES ELECTRICAL TRACKS

DEAD END - RECESSED



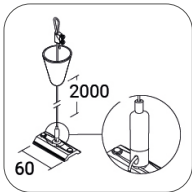
				
New		Dead end - recessed	1 / 1	B404RW
New		Dead end - recessed	1 / 1	B404RB








CEILING MOUNTING BRACKET



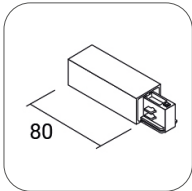
				
New		Ceiling mounting bracket	1 / 1	B40111






SUPENSION WIRE



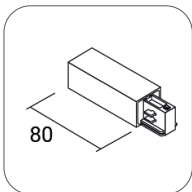
						
New		Mounting systems suspension	60	2000	1 / 1	B40SPB
New		Mounting systems suspension	60	2000	1 / 1	B40SPW






LATERAL POWER SUPPLY POLARITY ON THE RIGHT



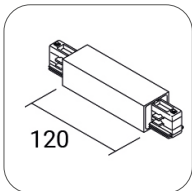
				
New		Lateral power supply polarity on the right	1 / 1	B401B
New		Lateral power supply polarity on the right	1 / 1	B401W

LATERAL POWER SUPPLY POLARITY ON THE LEFT



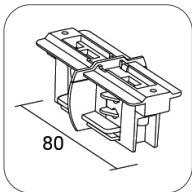
				
New		Lateral power supply polarity on the left	1 / 1	B402B
New		Lateral power supply polarity on the left	1 / 1	B402W

POWER SUPPLIES CENTRAL



				
New		Power supplies central	1 / 1	B4010B
New		Power supplies central	1 / 1	B4010W

LINEAR CONNECTOR

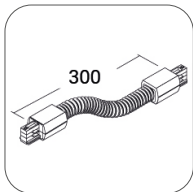






				
New		Linear connector	1 / 1	B403B
New		Linear connector	1 / 1	B403W

Accessories

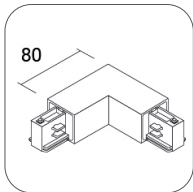
3 PHASES ELECTRICAL TRACKS

FLEXIBLE CONNECTOR

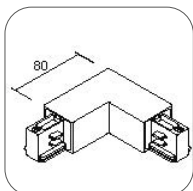


<p>New</p> <p>New</p>		Flexible connector		
		Flexible connector	1 / 1	B4018B
			1 / 1	B4018W

"L" JOINT INTERNAL POLARITY

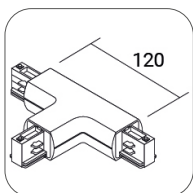






<p>New</p> <p>New</p>		"L" joint internal polarity		
		"L" joint internal polarity	1 / 1	B4011B
			1 / 1	B4011W



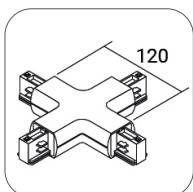
<p>New</p> <p>New</p>		"L" joint external polarity		
		"L" joint external polarity	1 / 1	B4012B
			1 / 1	B4012W


"T" JOINT EXTERNAL POLARITY



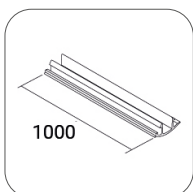
<p>New</p> <p>New</p> <p>New</p> <p>New</p>		"T" joint external polarity left		
		"T" joint external polarity right	1 / 1	B4013B
		"T" joint external polarity left	1 / 1	B4014B
		"T" joint external polarity right	1 / 1	B4013W
			1 / 1	B4014W

"X" JOINT



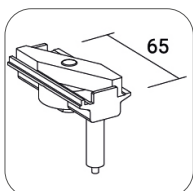
<p>New</p> <p>New</p>		"X" joint		
		"X" joint	1 / 1	B4017B
			1 / 1	B4017W

TRACK COVER



<p>New</p> <p>New</p>		Track cover		
		Track cover	1 / 1	B40C1B
			1 / 1	B40C1W

SUSPENSION BRACKET

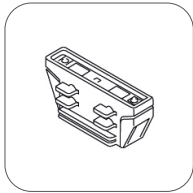







<p>New</p> <p>New</p>		Suspension bracket		
		Suspension bracket	1 / 1	B40MB
			1 / 1	B40MW

Accessories

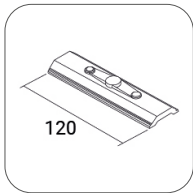
3 PHASES ELECTRICAL TRACKS

RECESSED TRACK LINEAR JOINT



				
New		Recessed track linear joint	1 / 1	B40R20B
New		Recessed track linear joint	1 / 1	B40R20W



RIGID SUPPORT BRACKET



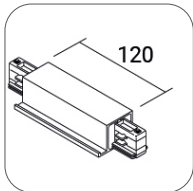
				
New		Rigid support bracket	1 / 1	B40123

TOOL FOR SHEARING CONDUCTORS



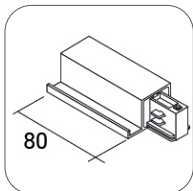
				
		Tool for shearing conductors	1 / 1	B60T
		Tool for shearing conductors, to be used if it's necessary to cut the track during the installation.		






RECESSED CENTRAL POWER SUPPLY



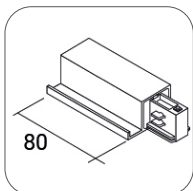
				
New		Recessed central power supply	1 / 1	B40R10B
New		Recessed central power supply	1 / 1	B40R10W






RECESSED POWER SUPPLY LATERAL POLARITY ON THE RIGHT



				
New		Recessed power supply lateral polarity on the right	1 / 1	B40R1B
New		Recessed power supply lateral polarity on the right	1 / 1	B40R1W

RECESSED POWER SUPPLY LATERAL POLARITY ON THE LEFT



				
New		Recessed power supply lateral polarity on the left	1 / 1	B40R2B
New		Recessed power supply lateral polarity on the left	1 / 1	B40R2W

LED panels

SLIMFLUX BL SENSOR

**FLICKER
FREE** 

Providing greater visual comfort,
improved definition of detail and
reduction of stress.

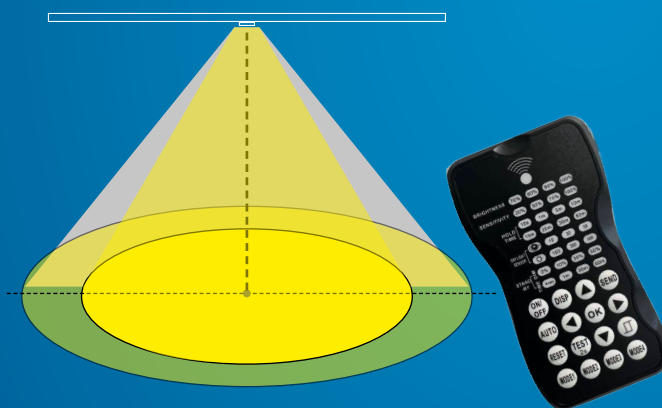


REMOTE-CONTROLLED SENSOR FUNCTIONS

- 1- ON/OFF
- 2- Dimming
- 3- Motion sensor function.
- 4- ON and dimming function according to the illuminance in the room.



LED PANEL WITHOUT REMOVABLE SENSOR



MOTION DETECTION
HIGH-SENSITIVITY AREA
12M (15M MAX.)

PLUG-IN SENSOR

SENSOR DETAILS



REAL LUMENS

Luminous Flux Data is REAL. Values are measured on actual use conditions.
Nominal values of the LED source are not stated.

LED panels

SLIMFLUX BL SENSOR

TYOLOGY

Direct-light LED panel, equipped with sensor remote-controlled. Via the remote control it is possible to switch the luminaire on and off, dim and select the lighting mode with motion detection or room brightness detection.

FEATURES

The backlit panel is composed of a metal material back compartment providing a heat sink function. The sensor can be removed; replacement sensor available as a separate part number (KTLP-SR). Colour rendering: Ra>80.

INSTALLATION

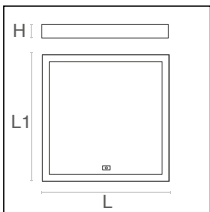
Consider more depth for recessed installations. Surface mounting: select the recommended frame from the accessories table.

MATERIAL

Painted white aluminium body; anti-yellowing PS screen.



NOTES

Providing greater visual comfort, improved definition of detail and reduction of stress.



PRO	220-240 Vac	Ra >80		50000 h L70B20	IP20 VI IP43 VO	-25°C +40°C	Risk Group 0	UGR <19		
------------	-------------	--------	---	----------------	-----------------	-------------	--------------	---------	---	---

SLIMFLUX BL - SENSOR

W	lm	K	Ra	PF	L	L1	H			ART.
36	4000	4000	>80	0,9	595	595	32	3000	6 / 6	LP6060B1UGRS-940


REMOTE CONTROL FOR SENSOR PANEL



New	Remote control for sensor panel		ART.
		1 / 1	KTLP-TC

SPARE SENSOR



New	Panel sensor	L1	H		ART.
		20.5	14.9	1 / 1	KTLP-SR

The same sensor device is included into the single panels' box.

Frames & Accessories for LED PANELS

	LPLAFO60	LPLAFO603	LPLAFO604	LPLAFO607	LPLAFO60P	LPLAFO60R	LPLAFO120	LPLAFO1203	LPLAFO301204	LPLAFO301207	LPLAFO30120R	LPLAFO30120P	LPLAFO601204	LPLAFO601207	KTLPW1-MS	LP-SSK	FASTCON-30	KTLP-SPU	KTLP-SR	KTLP-TC
LP30120B1UGR-840								x	x	x	x				x	x	x	x		
LP30120B1UGR-9CCT								x	x	x	x				x	x	x	x		
LP30120B3UGR-840ST								x	x	x	x				x	x	x	x		
LP30120P1-840																x	x			
LP30120S3-840							x	x	x	x	x	x			x	x	x	x		
LP30120UGR-840C							x	x	x	x	x	x			x	x	x	x		
LP60120B1UGR-9CCT													x	x		x	x			
LP60120P1-840																x	x			
LP6060B1-840			x	x	x	x									x	x	x	x		
LP6060B1NEX			x	x	x	x									x	x	x	x		
LP6060B1UGR-840			x	x	x	x									x	x	x	x		
LP6060B1UGR-840HP			x	x	x	x									x	x	x	x		
LP6060B1UGR-840Z1			x	x	x	x									x	x	x	x		
LP6060B1UGR-8CCT			x	x	x	x									x	x	x	x		
LP6060B1UGR-930			x	x	x	x									x	x	x	x		
LP6060B1UGR-940			x	x	x	x									x	x	x	x		
LP6060B1UGR-9CCT			x	x	x	x									x	x	x	x		
LP6060B1UGRS-940				x	x	x									x	x	x	x	x	x
LP6060B2UGR-8CCT			x	x	x	x									x	x	x	x		
LP6060B3-830ST			x	x	x	x									x	x	x	x		
LP6060B3-840	x	x	x	x	x	x									x	x	x	x		
LP6060B3-840ST			x	x	x	x									x	x	x	x		
LP6060B3-860ST			x	x	x	x									x	x	x	x		
LP6060B3UGR-840ST			x	x	x	x									x	x	x	x		
LP6060P1-840																				
LP6060P1UGR-840																				
LP6060P2-840																				
LP6060P2-860																				
LP6060S3-840	x	x	x	x	x	x									x	x	x	x		
LP6060S3UGR-840	x	x	x	x	x	x									x	x	x	x		
LP6060UGR-840C	x	x	x	x	x	x									x	x	x	x		
LP6262UGR-840																				

Drivers for LED PANELS


	A01484	A01485	A01486	DELT40D-10V	DELT40D-D	DELT40D-M	DELT60D-D	DELT65D-D	ZK600-14000S	ZKLP600EL	ZKLP700EL
LP30120B1UGR-840			x	x		x	x	x	x	x	
LP30120B1UGR-9CCT								x	x		
LP30120B3UGR-840ST	x		x	x	x	x		x	x		
LP30120P1-840											
LP30120S3-840		x	x	x	x	x	x	x	x		x
LP30120UGR-840C			x	x	x	x		x	x	x	
LP60120B1UGR-9CCT							x				
LP60120P1-840											
LP6060B1-840	x		x	x		x		x	x		
LP6060B1NEX											
LP6060B1UGR-840	x		x	x		x		x	x		
LP6060B1UGR-840HP			x					x	x		
LP6060B1UGR-840Z1		x	x	x		x		x	x		x
LP6060B1UGR-8CCT			x		x		x				
LP6060B1UGR-930	x		x	x		x		x	x		
LP6060B1UGR-940	x		x	x		x		x	x		
LP6060B1UGR-9CCT			x		x		x				
LP6060B1UGRS-940											
LP6060B2UGR-8CCT							x				
LP6060B3-830ST	x		x	x		x		x			
LP6060B3-840											
LP6060B3-840ST	x		x	x		x		x			
LP6060B3-860ST	x		x	x		x		x			
LP6060B3UGR-840ST	x		x	x	x	x		x			
LP6060P1-840											
LP6060P1UGR-840											
LP6060P2-840											
LP6060P2-860											
LP6060S3-840		x	x	x	x	x	x	x			x
LP6060S3UGR-840		x	x	x		x	x	x			x
LP6060UGR-840C			x	x	x	x		x	x	x	
LP6262UGR-840	x	x	x	x	x	x	x	x			

Accessories


PANEL ACCESSORIES




PLUS FRAMES FOR MOUNTING LED PANELS ON CEILINGS

	L	L1	H		ART.
PLUS frame for 60 x 60 - h 60 panel	603	603	60	1 / 1	LPLAFO60
PLUS frame for 120 x 30 - h 60 panel	1203	303	60	1 / 1	LPLAFO120

Frames for mounting LED panels on ceilings.
Screwless one piece painted metal.
Surface mounting installation with bracket.
Screws and plugs supplied.



FRAMES FOR MOUNTING LED PANELS ON CEILINGS - H50

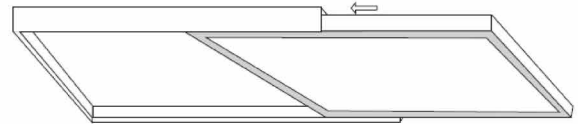

	L	L1	H		ART.
Basic model for 60 x 60 - h 50 panel	600	605	50	1 / 40	LPLAFO603 ▼
Basic model for 120 x 30 - h 50 panel	1200	300	50	1 / 20	LPLAFO1203

Basic model in kit form to be assembled - h 50.
Epoxy painted extruded aluminium separated into 4 bars to be assemble while mounting. Easy and fast mounting directly on the surface.
White color.


▼ To be discontinued.

Accessories

PANEL ACCESSORIES

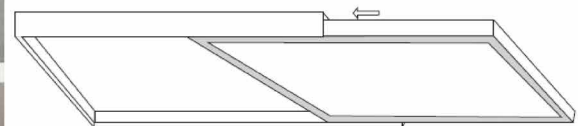


FRAMES FOR MOUNTING LED PANELS ON CEILINGS - H70


	L	L1	H		ART.
New Basic model for 60 x 60 - h 70 panel	600	600	70	1 / 20	LPLAFO607
New Basic model for 30 x 120 - h 70 panel	300	1200	70	1 / 20	LPLAFO301207
New Basic model for 60 x 120 - h 70 panel	600	1200	70	1 / 20	LPLAFO601207

Basic model in kit form to be assembled - h 70.

Epoxy painted extruded aluminium separated into 4 bars to be assemble while mounting. Easy and fast mounting directly on the surface. White color.



FRAMES FOR MOUNTING LED PANELS ON CEILINGS - H80

	L	L1	H		ART.
Basic model for 60 x 60 - h 80 panel	598	598	80	1 / 25	LPLAFO604
Basic model for 30 x 120 - h 80 panel	1198	298	80	1 / 20	LPLAFO301204
Basic model for 60 x 120 - h 80 panel	1198	598	80	1 / 20	LPLAFO601204


Basic model in kit form to be assembled - h 80.

Epoxy painted extruded aluminium separated into 4 bars to be assemble while mounting. Easy and fast mounting directly on the surface. White color.


Are mounted fixing directly the frame to the surface.

Accessories

PANEL ACCESSORIES



FRAME FOR RECESSED INSTALLATION

	L	L1	H		ART.
New CORNICE INCASSO RECESSO PANN 60X60	605	605	90.5	4 / 4	LPLAFO60R
New Frame recessed installation 30 x 120 panel	1235	335	25	4 / 4	LPLAFO30120R

Frame for recessed installation of LED panels in non-modular ceilings.


The panel remains recessed 8 cm into the ceiling for a softer, more pleasant illumination.

Recess depth: the panel rests on the frame, so consider 8 cm of the depth of the frame + the thickness of the panel + the necessary ventilation space

The frame consists of a one piece body ready for insertion in the ceiling.



FRAME WITH SPRINGS FOR RECESSED INSTALLATION OF LED PANELS

	L	L1	H		ART.
Frame for 60 x 60 LED panels	630	630	30	1 / 20	LPLAFO60P
New Frame for 30 x 120 LED panels	1235	335	25	1 / 20	LPLAFO30120P

Frame with springs for recessed installation of LED panels in non-modular ceilings.

Set of 4 extruded aluminium profiles to be easily assembled with corner spring-brackets.

White color.



LIGHT THAT MAKES YOU FEEL GOOD

LED ceiling panels are an easy-to-use and very effective lighting solution.

They need, however, to have good light uniformity, high colour rendering, excellent efficiency, the required anti-glare option for terminals etc...

Choose the Duralamp range!

see more projects



STREET LIGHT
URBAN 01

FLICKER FREE 

Providing greater visual comfort,
improved definition of detail and
reduction of stress.





150W



70W



30W



REAL LUMENS

Luminous Flux Data is REAL. Values are measured on actual use conditions.
Nominal values of the LED source are not stated.

STREET LIGHT

URBAN 01

TYOLOGY

Urban 01 street lights are the solution for residential lighting. Perfect for tree-lined avenues, gardens, car parks and outdoor residential and commercial areas. IP65.

FEATURES

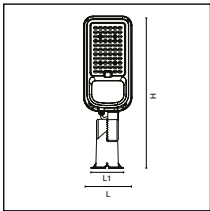
With an efficiency of 160 lm/W, they offer an operating saving of 90% (without taking into account the reduced need for technical intervention) compared to older discharge lamp systems, pay for themselves in a short time and provide effective, long-lasting and flicker-free lighting.

INSTALLATION

Can be used on standard 60 mm poles and wall arms. Rotation joint up to 90 degrees. Equipped with 6kV overvoltage protection.

MATERIAL



Die-cast aluminium body with epoxy paint finish. Transparent polycarbonate screen with high light transmission and diffusion.



PRO	100-240 Vac	Ra 70		50000 h L70B20	IP65	IK06	-25°C +40°C	Risk Group 1		
------------	-------------	-------	---	----------------	------	------	----------------	--------------	---	---



URBAN 01 - S

New

W	lm	CD	K	PF	L	L1	H			ART.
30	4800	1500	4000	0.91	138	105	416	850	1 / 1	UR01L10740



URBAN 01 - M

New

W	lm	CD	K	PF	L	L1	H			ART.
70	11200	3700	4000	0.95	149	105	470	1020	1 / 1	UR01L20740

URBAN 01 - L





New

W	lm	CD	K	PF	L	L1	H			ART.
150	24000	7900	4000	0.95	203	105	633	1900	1 / 1	UR01L30740







LED lamps

DECO LED TECNO VINTAGE TRANSPARENT



PLUS	220-240 Vac	Ra 80		50000 h L70B50	IP20	-25°C +35°C	 320°		
-------------	-------------	-------	---	----------------	------	-------------	--	---	---



DECO LED TECNO VINTAGE TRANSPARENT CANDLE

	W		lm	K			H				ART.
New	2.2	E27	470	2700	320°	35	92	A	10 / 10	2	LFC3727W
New	2.2	E14	470	2700	320°	35	114	A	10 / 10	3	LFC371827








LED lamps

DECO LED TECNO VINTAGE TRANSPARENT



BASIC 220-240 Vac Ra 80 15000 h L70B50 IP20 320°  

DECO LED TECNO VINTAGE TRANSPARENT ROUND

	W			lm	K			H				ART.
	2		E27	250	2700	320°	45	73	E	10 / 10	5	LFG453W
New	2		E27	250	4000	320°	45	73	E	10 / 10	5	LFG453N
New	2		E27	250	6400	320°	45	73	E	10 / 10	5	LFG453C
	4		E27	470	2700	320°	45	78	E	10 / 10	5	LFP4547W
	4		E14	470	2700	320°	45	78	E	10 / 10	6	LFP454
	4		E14	470	3000	320°	45	78	E	10 / 10	6	LFP454830
	4		E14	470	4000	320°	45	78	E	10 / 10	6	LFP454N
	4		E14	470	6400	320°	45	78	E	10 / 10	6	LFP454C
	6		E14	806	2700	320°	45	78	E	10 / 10	7	LFP450627
New	6	Yes	E14	806	2700	320°	45	85	E	10 / 10	6	LFP450627-D *
New	6		E14	806	4000	320°	45	85	E	10 / 10	6	LFP450640
New	6		E14	806	6400	320°	45	85	E	10 / 10	6	LFP450664

* Can be used with TRIAC leading edge dimmers. Dimmers' list on www.duralamp.com.

LED lamps

DECO LED TECNO VINTAGE TRANSPARENT



BASIC 220-240 Vac Ra 80 15000 h L70B50 IP20 320° G2

DECO LED TECNO VINTAGE TRANSPARENT CANDLE

	W		lm	K	▲	∅	H				ART.
	4		470	2700	320°	35	98	E	10 / 10	8	LFC374
	4		470	2700	320°	35	92	E	10 / 10	9	LFC3747W
	4		470	3000	320°	35	98	E	10 / 10	8	LFC374830
	4		470	4000	320°	35	98	E	10 / 10	8	LFC374N
	4		470	6400	320°	35	98	E	10 / 10	8	LFC374C
	6		806	2700	320°	35	98	E	10 / 10	8	LFC370627
New	6	Yes	806	2700	320°	35	98	E	10 / 10	8	LFC370627-D *
New	6		806	4000	320°	35	98	E	10 / 10	8	LFC370640
New	6		470	6400	320°	35	98	E	10 / 10	8	LFC370664

* Can be used with TRIAC leading edge dimmers. Dimmers' list on www.duralamp.com.







LED lamps

DECO LED TECNO VINTAGE TRANSPARENT



BASIC	220-240 Vac	Ra 80		IP20	-25°C +35°C	 320°		
--------------	-------------	-------	---	------	----------------	--	---	---

DECO LED TECNO VINTAGE TRANSPARENT FLAME

	W		lm	K			H				ART.
New	2	E14	250	2700	320°	35	120	E	10 / 10	10	LFF372
	4	E14	470	2700	320°	35	120	E	10 / 10	11	LFF374
	4	E14	470	3000	320°	35	120	E	10 / 10	11	LFF374830

LED lamps

MULTI GU10 DIMMABLE

TPOLOGY

New generation LED lamps with COB technology.
Can be used with dimmers.

FEATURES

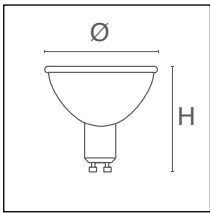
The lens is specially designed to obtain directionality of light, a clean beam and lower glare effect.
38° and 100° versions.

MATERIAL

Thermally conductive compartment for housing the electronic components: optimization of heat dissipation and greater safety for the user.

NOTES

Dimmers' list available on the website.



PLUS	220-240 Vac	Ra >80		25000 h L70B50	IP20	-25°C +35°C	
-------------	-------------	--------	--	----------------	------	-------------	--

	W		lm	lm 90°	lm 120°	CD	K			H			ART.
New	6	GU10	810		630	305	3000	100°	50	55	E	10 / 10	28930FL-D
New	6	GU10	810	690		1300	3000	38°	50	55	D	10 / 10	28930SP-D

Lamps usable with TRIAC leading edge dimmers.
Dimmers' list on www.duralamp.com.

LED lamps

PAR56 LED WHITE LIGHT - SUBMERSIBLE ONLY

TPOLOGY

LED PAR56 for swimming pools, fountains and SUBMERSIBLE applications ONLY.

FEATURES

Max depth underwater: 1 m max.
Recommended minimum depth 45 cm.
Can be used as a retrofit to traditional PAR56.

MATERIAL

AISI 316 Stainless steel body and polycarbonate cover.
Material resistant to chlorine and swimming pool additives.

APPLICATIONS

For underwater installations inside suitable fittings.

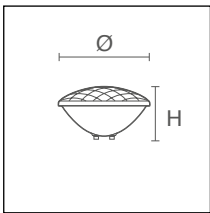
POWER SUPPLY

Operating Voltage: 12V DC or 12V AC 50/60Hz (electromagnetic transformer).






M4 screw terminal.

NOTES

Do not use with dimmer.






PLUS	12 Vac/dc		IP68	-25°C +35°C	 120°
-------------	-----------	---	------	----------------	--

	W		lm	K			H			ART.
New	18	Screw	1500	6000	120°	177	93	F	1 / 20	12PAR56CW18
	35	Screw	2850	6000	120°	177	102		1 / 20	12PAR56CW35 ▼
	70	Screw	6100	6000	120°	177	102		1 / 20	12PAR56CW70 ▼

▼ To be discontinued.

O-RING FOR PAR56




			H		ART.	
New	Silicone O-RING for PAR56	109.5	91.5	9	1 / 10	KT56OR

Silicone o-ring gasket for PAR56.

To be applied between lamp and luminaire in case of lamp replacement in existing installation.



12PAR56CW18	33	B40R1B	17	LPLAFO604	23
12PAR56CW35	33	B40R1W	17	LPLAFO607	23
12PAR56CW70	33	B40R20B	17	LPLAFO60P	24
28930FL-D	32	B40R20W	17	LPLAFO60R	24
28930SP-D	32	B40R2B	17	RTF03L230T	5
B40-1RB	14	B40R2W	17	RTF03L240T	5
B40-1RW	14	B40SPB	15	RTF03L530T	9
B40-1SB	14	B40SPW	15	RTF03L540T	9
B40-1SW	14	B60T	17	RTF04L230T	5
B40-2RB	14	KT560R	33	RTF04L240T	5
B40-2RW	14	KTLP-SR	19	RTF08L230T	5
B40-2SB	14	KTLP-TC	19	RTF08L240T	5
B40-2SW	14	LFC370627	30	TA70L1CCT-B	11
B40-3RB	14	LFC370627-D	30	TA70L1CCT-W	11
B40-3RW	14	LFC370640	30	TA80L2CCT-B	11
B40-3SB	14	LFC370664	30	TA80L2CCT-W	11
B40-3SW	14	LFC371827	28	UR01L10740	27
B4010B	15	LFC3727W	28	UR01L20740	27
B4010W	15	LFC374	30	UR01L30740	27
B40111	15	LFC3747W	30	VA03L1CCTQ	7
B4011B	16	LFC374830	30	VA03L1CCTT	7
B4011W	16	LFC374C	30		
B40123	17	LFC374N	30		
B4012B	16	LFF372	31		
B4012W	16	LFF374	31		
B4013B	16	LFF374830	31		
B4013W	16	LFG453C	29		
B4014B	16	LFG453N	29		
B4014W	16	LFG453W	29		
B4017B	16	LFP450627	29		
B4017W	16	LFP450627-D	29		
B4018B	16	LFP450640	29		
B4018W	16	LFP450664	29		
B401B	15	LFP454	29		
B401W	15	LFP4547W	29		
B402B	15	LFP454830	29		
B402W	15	LFP454C	29		
B403B	15	LFP454N	29		
B403W	15	LP6060B1UGRS-940	19		
B404B	14	LPLAFO120	22		
B404RB	15	LPLAFO1203	22		
B404RW	15	LPLAFO301204	23		
B404W	14	LPLAFO301207	23		
B40C1B	16	LPLAFO30120P	24		
B40C1W	16	LPLAFO30120R	24		
B40MB	16	LPLAFO60	22		
B40MW	16	LPLAFO601204	23		
B40R10B	17	LPLAFO601207	23		
B40R10W	17	LPLAFO603	22		



INDEX



1. Applicability

1.1 These general conditions (hereafter the "Conditions") constitute an integral and essential part of the contract of sale between the Parties. The Conditions shall regulate all legal relationships between Dura Lamp Srl (hereafter "Dura Lamp") and the purchaser (hereafter the "Purchaser") where the said relationships are not disciplined by the applicable terms of the Italian Civil Code (C.C.). The nullity of any of the terms of these Conditions shall not prejudice the validity of the remaining Conditions or the Contract.

1.2 Any changes to these Conditions shall be agreed between the Parties in writing, with the exception of the provisions set down in article 1341 of the Italian C.C..

2. Sales

2.1 Sale requests for the products (hereafter the "Products") shall be accepted 'subject to the seller's approval' and shall be considered to be irrevocable in accordance with and as an effect of article 1329 of the C.C. for a period of 1 (one) month from the date of the order requesting execution without prior acknowledgement, pursuant to and as an effect of article 1327 of the C.C. from the date on which the order is received by Dura Lamp.

2.2 The Products detailed in the individual orders and the relevant accessories shall be supplied to the Purchaser by Dura Lamp with "Retention of Title" pursuant to and as an effect of articles 1523-1526 of the Italian C.C. In this case, the transfer of ownership of the Products to the Purchaser shall take place exclusively upon the full payment of the price agreed, whilst any risks shall be the responsibility of the Purchaser from the moment of delivery of the Products.

2.3 Whilst confirming the terms stated above, the Parties hereby agree that should the Products and relevant accessories be destroyed for causes not attributable to Dura Lamp, the Purchaser shall not be released from the obligation to pay for the same, even where the Products have not yet been delivered.

3. Prices

3.1 The prices detailed on the price list shall be applied to Product sales orders. The aforementioned prices shall be unit prices per single item, except where stated otherwise for certain Products. The Parties shall have the right to agree, in writing, any derogations and/or special conditions of sale.

3.2 Moreover, the Parties hereby agree that the following conditions shall be applied:

- (I) Minimum order: € 300 (three hundred) for Italy - € 750 (seven hundred and fifty) for other countries;
- (II) Delivery free to destination in Italy for orders of € 300 (three hundred) for Italy or more;
- (III) Ex-Works deliveries for other countries.

3.3 The prices given above do not include VAT and installation costs.

3.4 The prices provided in this catalogue shall be valid until a new price list is published.

4. Currency

All prices are given in Euros (exclusive of VAT). Invoices shall be drawn up in Euros.

5. Special requests

Products can be supplied to the Purchaser in non-standard colours and with special features. The relevant price, minimum quantities per order, methods and timing of deliveries shall be agreed in each individual case, in relation to the reference order.

6. Transport

6.1 Dura Lamp shall not be liable for any damage and/or losses which may occur during the transportation of the Products, unless the Products are delivered free at destination.

6.2 Dura Lamp shall have the right to establish the method of transportation to be used for the Products, unless the Parties have previously established a method of transport in writing.

6.3 Upon delivery, the Purchaser shall undertake to verify the condition of the products and shall make any complaints directly to the carrier and/or conduct any actions necessary in the event of loss, misplacement, removal or damage, or delays in transportation and/or the methods of delivery of the Products.

7. Complaints

7.1 In the event that the Products are found to have any faults and/or defects, the Purchaser shall undertake to notify Dura Lamp of the same in writing, by means of a registered letter, no later than 8 (eight) days following the discovery of the said faults and/or defects, at the risk of invalidating the obligations of the guarantee provided by Dura Lamp. In this case, the faulty Products, which should be reported within the terms established, should be returned to Dura Lamp, once the Purchaser has received specific permission to do so in writing.

7.2 In the event that the Purchaser's complaints are held to be valid, Dura Lamp, at its complete discretion, may make the necessary repairs and/or replace the Products, excluding the attribution of any further charges, obligations, indemnification or compensation to the same. The Products in question should be returned to the Dura Lamp Srl plant in Via Pratese 164, 50145, Firenze, Italy. In the event that, following an inspection by Dura Lamp, the Products returned by the Purchaser are not found to be faulty and/or defective, Dura Lamp shall return the Products to the Purchaser, charging the same an amount equal to 15% (fifteen percent) of the value of the said Products.

8. Delivery

8.1 The Parties hereby agree that the terms established for the delivery of the Products shall not be considered absolute or essential and that, in any case, each item shall be exclusively in favor of Dura Lamp, unless otherwise agreed in writing between the Parties.

8.2 In the event of delayed delivery, once 15 (fifteen) days have passed since the agreed date, the Purchaser may send Dura Lamp written warning to complete the delivery within a further term of no more than 15 (fifteen) days from receipt of the same. In the event that Dura Lamp has not completed the delivery within this further term the Purchaser may withdraw from the order with regard to the Products that have not yet been delivered. In this case the Purchaser shall only be obliged to pay Dura Lamp for the Products actually delivered, excluding the payment of any further indemnification and/or compensation to the Purchaser.

8.3 Dura Lamp shall not be responsible for any other breaches, including the failure to deliver or delayed delivery of the Products, caused by events outside its reasonable control such as, purely by way of an example and not limited to the same: the failure to deliver or delayed delivery of manufacturing materials by Dura Lamp's suppliers, equipment breakdowns, strikes and other trade union action, electricity blackouts, suspension of or difficulties with transportation.

9. Payment

9.1 The price due shall be paid by the Purchaser according to the conditions and modalities set down in the order and, in any case, by means of payments made exclusively to "DURA LAMP Srl".

9.2 Dura Lamp shall only recognize the validity of the payments when the same are made in compliance with the provisions of article 9.1 above. This means that amounts paid using any other method shall not be considered to be a payment in discharge of the Purchaser's obligations. The eventual acceptance by Dura Lamp of a bank draft or other trade bill shall only occur with the application of the proviso "under usual reserve".

9.3 In the event of delayed payment with respect to the terms agreed, the Parties hereby agree that bank interest shall be due to Dura Lamp at the current PRIME RATE increased by 3 points. Interest shall be applied as of right, with no obligation for Dura Lamp to send the Purchaser a formal notice to pay.

9.4 Moreover, in the event of a delay in payment of more than 15 (fifteen) days, Dura Lamp shall have the right to terminate the order as of right pursuant to article 1456 C.C., sending written notification of the same, barring compensation for any damage.

9.5 In the event that the Parties have agreed upon a method of payment by instalments for the Products, the failure to pay several instalments or just one instalment exceeding one eighth of the overall price of the Products, shall result in the loss of the Purchaser's right to pay in instalments and shall give Dura Lamp the right to request the remaining balance of the price or, alternatively, at its own discretion, to terminate the contract with immediate return of the Products and the acquisition of the instalments paid, as indemnification, barring the right to compensation for any damage sustained.

10. Guarantee

10.1 The Products provided by Dura Lamp shall be guaranteed for a period of 12 (twelve) months from the date of delivery against any manufacturing or material defects and/or faults and against any breakdowns not attributable to the Purchaser. Dura Lamp's only obligation and the Purchaser's right with regard to claims related to the guarantee shall be limited, as decided by Dura Lamp, to the replacement or repair of the defective or non-compliant product or the reimbursement of the price for the purchase of another product. Dura Lamp shall be granted a reasonable amount of time to repair or replace the product, or to make the previously authorized reimbursement. Any defective or non-compliant Products shall become the property of Dura Lamp as soon as they have been replaced or reimbursed.

10.2 The guarantee shall exclude any failures due to circumstances beyond the control of Dura Lamp (lightning, flooding, etc.), as well as any damage caused by the improper use of the Products and/or relevant accessories. Notwithstanding the above, Dura Lamp shall not be bound by the guarantee if the contested defects or non-compliances have occurred as a result of submitting the Products to resistance or environmental tests, the incorrect use of the same, or in the event that the use of or conditions of use of the Products is different from that indicated in the instructions and technical information, as a result of negligence, incorrect installation or accident, or if they derive from improper repairs, alterations, modifications, storage or transportation or by incorrect handling.

10.3 The Purchaser shall send the Products returned in accordance with the terms of the guarantee to the place indicated by Dura Lamp in compliance with the Dura Lamp policy regarding authorization to return materials in force at the time. In the event that the Products returned are found to be compliant or not faulty, the Purchaser shall pay the cost of returning the same as well as the cost of insuring, inspecting and handling the Products.

10.4 LED products Enjoy specific guarantees: details are published on www.duralamp.com

11. Limitation of Liability

11.1 With the sole exclusion of criminal intent and gross negligence, Dura Lamp shall not be liable for loss of profits or savings, loss of reputation or goodwill, any direct, indirect, consequential or special damage that may derive from or be connected to the contract or sale of products or services by Dura Lamp or by the use of the same of a contractual or extra-contractual nature or deriving from any other source, even where Dura Lamp has been notified of or is aware of the possibility of such damage.

11.2 The limitations and exclusions stated in article 11 shall apply within the limits permitted by law.

12. Applicable law and place of jurisdiction

12.1 These Conditions and all the effects of the same shall be governed by Italian law. The Parties hereby agree that any disputes related to these Conditions shall refer to Italian jurisdiction to the exclusion of all others.

12.2 The exclusive place of jurisdiction shall be the registered offices of Dura Lamp Srl, with the express exclusion of any other competing places of jurisdiction.



DURA LAMP S.r.l.
Registered office Via Pratese, 164 – 50145 Firenze
Tel. 055 894 881
e-mail: duralamp@duralamp.it

Registered with the Florence Company Register -
C.F. and VAT number 03312240488
Registered with R.E.A. of Florence at n. 353287 Share capital € 400,000.00 i.v.
Subject to the management and coordination of 3F FILIPPI Srl



A complete list of the Dura Lamp distribution
and project network is available at:

www.duralamp.com

DURALAMP | UNICO Catalogue 24/25

© Copyright 2024 - Dura Lamp S.r.l.

All data and pictured provided in this catalogue are for reference only: since they might change during mass production, they have to be considered nominal values with tolerances. Dura Lamp reserves the right to modify its products in any moment, for technical or commercial reasons.

Photos: Ivan Rossi - Studio Artale - Studio Ceccanti - Alessandro Maurelli - Luca Visentini

Graphic project: Lorenzetti Communication and FD Graphic Studio

Indoor or outdoor setting photos are used to illustrate the possible applications of the product.



duralamp.com